

BETTER-THAN-GOOD *HAIR DAYS.*TM

SPRING 2024



INTRODUCING
5 NEW
STYLES

 **envy**
BY ALAN EATON



This Spring, ENVY continues to make good hair days great.

With new takes on the Bob, Lob and Shag designed to flatter almost every woman. Our best-selling Bob now reimagined as GIA MONO. And the innovative SoSoft™ cap design, whose temple-to-temple lace front and double layer of lace are setting a new standard of stylability and comfort.

With the recent introduction of 12 new rooted shades and this spring's 5 new styles, we're committed to giving women more ways to express themselves—while never giving their secret away.

Alan Eaton
Alan Eaton, Designer & CEO

GIA Mono Cover: Butterscotch Shadow; Inside Cover: Cinnamon Raisin

CONTENTS

BETTER-THAN-GOOD HAIR DAYS.™

CHARLOTTE 4
 MARSHA 8
 GIA MONO 12
 COLOR INDEX 15

6 KARI
 10 MIRANDA
 14 HAIR CARE

SO SOFT by
envy



1. SoSoft Lace Front

Extends from temple to temple, strands are individually hand-tied to welded monofilament to mimic a natural hair line. A double layer of soft lace is added to increase comfort and softness.

2. Mono Top

Strands are individually hand-tied to a monofilament base to allow for multi-directional parting. A double layer of Envy's SoSoft lace is added to increase comfort and softness.

3. Wefting

Hair wefts are a collection of fibers or strands sewn together at their tips, creating a linear gathering of fibers. They are then posted to the laces of the cap to create the base construction.

4. Laces

Extend from the nape to the top, providing stretch throughout the base, molding to the shape of your head, and ensuring a secure, custom fit.

5. Buckle Adjustments

Buckle closures at the nape are used to adjust and customize the circumference of your wig, allowing for a more secure fit.

6. Ear Tabs

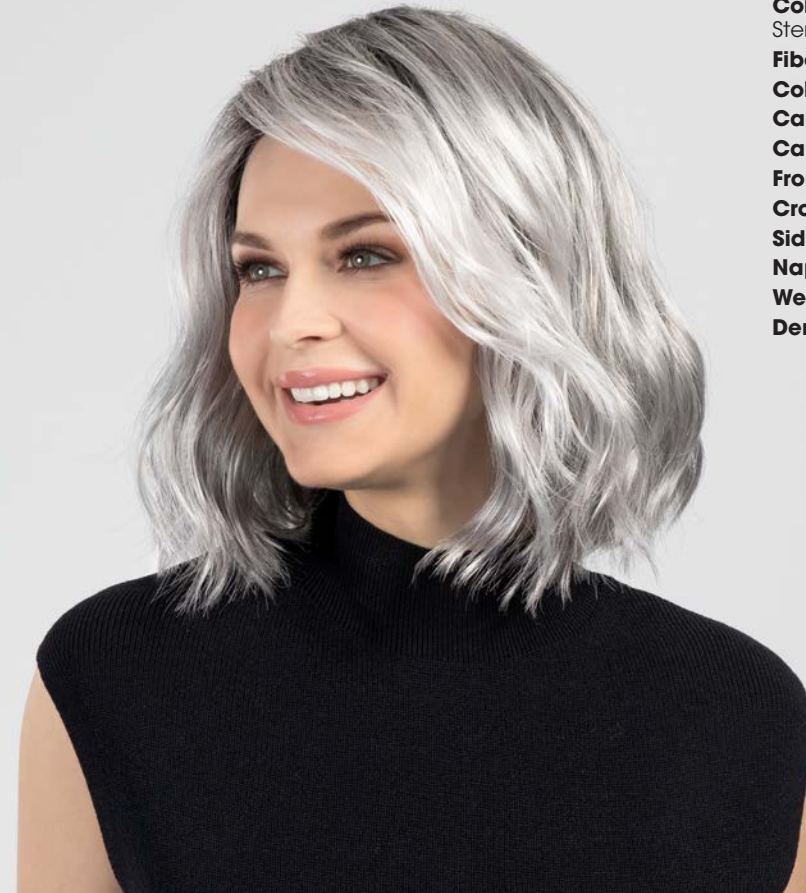
Used to adjust the placement of the wig for a proper fit. The ear tabs are covered in a velvet material, covering flexible wire stays that bend to the sides for a more custom fit.

CHARLOTTE

PLAYFUL SEXY & FRESH

NEW CHARLOTTE is a choppy bob whose chin-grazing length flatters almost everyone. The cut is a favorite of stylists looking to add movement to their client's hair. And thanks to the individually hand-tied strands of its Lace Front Mono Part design, CHARLOTTE moves just like natural hair.

Color shown: Honey Breeze, Sterling Silver
Fiber: 100% Kanekalon® Synthetic
Collection: Lace Front Mono Part
Cap Design: Lace Front Mono Part
Cap Size: Average
Front: 10"
Crown: 13"
Side: 10"
Nape: 4.5"
Weight: 118 g.
Density: Light/Medium



KARI

FACE-FRAMER

The chin-length bob has been called “the cut of the year”—and our new KARI makes it easy to see why. Its face-framing sleek silhouette makes any woman instantly chic. While the parting flexibility of its Lace Front/Monofilament design lets you make KARI your own.



Color Shown: Lighter Red, Almond Breeze
Fiber: 100% Kanekalon® Synthetic
Collection: Lace Front Mono Top
Cap Design: ENVY SoSoft™
Cap Size: Average
Front: 7"
Crown: 7"
Side: 6.5"
Nape: 2.5"
Weight: 74 g.
Density: Light/Medium



MARSHA



CHOPPY LAYERS

Featuring choppy layers, a slightly mussed up texture and lots of volume, our new MARSHA is a lob (longer bob) with attitude. And for those who are loving the bangs trend, ENVY's hand-tied Lace Front/Monofilament design lets them move as if they were your own.



Color Shown: Medium Brown, Platinum Shadow
Fiber: 100% Kanekalon® Synthetic
Collection: Lace Front Mono Top
Cap Design: ENVY SoSoft™
Cap Size: Average
Front: 4"
Crown: 7.25"
Side: 8.5"
Nape: 6.5"
Weight: 89 g.
Density: Light/Medium

ROOTED IN REALITY.™

Featuring darker roots that mimic natural hair growth, Platinum Shadow is one of eighteen exclusive rooted shades. "Color me SEXY and delighted" declares one ENVY wig-wearer, who swears that "rooted colors, for believable naturalness, are the way to go."

MIRANDA



SEVENTIES VIBE

A lush, longer shag with an on-trend wolf cut, ENVY's new MIRANDA features our airy OPEN TOP design with a delicate layer of gossamer that allows air to circulate freely; and a petal patterned netting dyed in a complementary shade to ensure complete coverage.

Color Shown: Almond Breeze,
Golden Nutmeg
Fiber: 100% Kanekalon® Synthetic
Collection: Basic
Cap Design: Open Top
Cap Size: Average
Front: 3.5"
Crown: 7.5"
Side: 7.5"
Nape: 9"
Weight: 125 g.
Density: Light/Medium



GIA MONO



Color shown: Cinnamon Raisin, Butterscotch Shadow
Fiber: 100% Kanekalon® Synthetic
Collection: Lace Front Mono Top
Cap Design: ENVY SoSoft™
Cap Size: Average
Front: 8"
Crown: 8.5"
Side: 6.5"
Nape: 3"
Weight: 79 g.
Density: Light/Medium

EVEN BETTER BOB

The lace front/monofilament construction of our new GIA MONO makes ENVY's best-selling GIA bob even better. With the ability to part the hair in any direction PLUS Envy's new SoSoft™ design, GIA MONO is the perfect combination of comfort and carefree style.



TAKE CARE

You've made an important investment in your look by purchasing your wig. You want to protect that investment by taking the best possible care of your wig to ensure its longevity.

THE KEY WORD: GENTLE!

Store your wig on a wig stand or mannequin in a cool, dry location, safe from extreme temperatures.

If you wear a wig regularly, try to have at least two to choose from, and rotate them to extend their wearable life.

Only use care products that are specially formulated for your wig. Never use hairspray formulated for human hair, as it can cause the fibers to deteriorate.

Envy's wig care products include a set of four travel-sized liquids: Wash and Wear Shampoo, Tangle Tamer Leave-In Conditioner, Shine On Lusterizer, and Freeze Frame Hair Spray. Also available are Envy's Detox Anti-Bacterial Spray, Renu and Repair Glosser Spray, and Beauty Balm Sculpting Crème.

Shampoo your wig as needed (weekly, after 5-6 wears, or simply when it looks and feels like it needs shampooing) with Wash and Wear Shampoo by Envy. If you use synthetic wig care products, such as mousse, gel, spray, etc., you may need to shampoo and condition your wig more often.

Be gentle when shampooing your wig; never twist or rub it. Use only cool or cold water, as hot water could damage the fibers. Pay special attention to the areas around the face where makeup and oil can accumulate.



DETANGLE:

Very gently, use a wide-tooth comb to remove any tangles. With longer wigs, begin by gently separating the strands with your fingers, starting at the tips of the strands and working your way to the base. You can apply a bit of Envy's Tangle Tamer Leave-In Conditioner to make de-tangling easier.

SHAMPOO:

To keep your wig looking vibrant, use Envy's Wash and Wear Shampoo. Fill a sink or bowl with two quarts of cool water, add the directed amount of wig shampoo, and immerse your wig and soak for five minutes. Gently agitate your wig to ensure water has penetrated all the strands.

RINSE:

Refill the sink with clean, cool water, immerse the wig, and gently agitate until all the suds are gone. You may also run cool water from the tap over the wig, making sure the water flows from the base of the strands to the tips. If necessary, repeat either just the rinse cycle or the complete wash and rinse process.

CONDITION:

After shampooing with Envy's Wash and Wear shampoo spray a generous amount of Tangle Tamer Leave In Conditioner on damp hair. Comb through roots to ends. Tangle Tamer can be used on both dry and damp hair to help protect the fibers from environmental effects.

DRY:

Once the wig is clean and conditioned, place it on a soft towel, gently blotting it to remove the excess water. **DO NOT** rub, wring, or twist the wig. Place the wig on a mannequin head or wig stand and allow the wig to dry completely overnight. For flip styles or additional volume hang your wig upside down from the nape and allow the fibers to dry in an upwards direction.

Do not use heat, such as blow dryers, curling irons or flat irons on synthetic wigs!

Live Your Hair to The Fullest™

37 COLORS

13 BASIC • 18 ROOTED • 6 HIGHLIGHTED

BLONDES



Light Blonde (N)
Cool Pale Blonde
Color Code: 601
Salon Color Level: 10N

Vanilla Butter (W)
Warm Light Blonde with Highlights
Color Code: 234/23C
Salon Color Level: 10G

Medium Blonde (N)
Sandy Blonde
Color Code: 26/23
Salon Color Level: 8N



Frosted (N)
Chestnut with Wheat Tips
Color Code: 234/18T
Salon Color Level: 8NA

Ginger Cream (C)
Cool Light Blonde with Highlights
Color Code: 41AE/613
Salon Color Level: 9NA

Sparkling Champagne (N, R)
Rooted Neutral Light Blonde
Color Code: 26/23/14 R8
Salon Color Level: 9N

Dark Blonde (C)
Neutral Dark Blonde with Highlights
Color Code: 16/23
Salon Color Level: 7N

Almond Breeze (C)
Cool Dark Blonde with Highlights
Color Code: 18/22
Salon Color Level: 8NA

Golden Nutmeg (W, R)
Rooted Warm Dark Blonde with Highlights
Color Code: 27/26/23 R8
Salon Color Level: 8G



Mocha Frost (C)
Cool Medium Blonde with Highlights
Color Code: 18/26
Salon Color Level: 8NA

Creamed Coffee (W, R)
Rooted Warm Dark Blonde
Color Code: 27/8/33 R4
Salon Color Level: 8G

Honey Breeze (N, R)
Rooted Pale Silver Blonde
Color Code: 10/24 R2
Salon Color Level: 7N

Sahara Blonde (N, R)
Rooted Neutral Medium Blonde
Color Code: 14/26 R8
Salon Color Level: 8N

Butterscotch Shadow (W, R)
Rooted Warm Medium Blonde
Color Code: 12/23 R4
Salon Color Level: 8G

Champagne Shadow (N, R)
Rooted Pale Golden Blonde
Color Code: 14/613 R8
Salon Color Level: 10WB

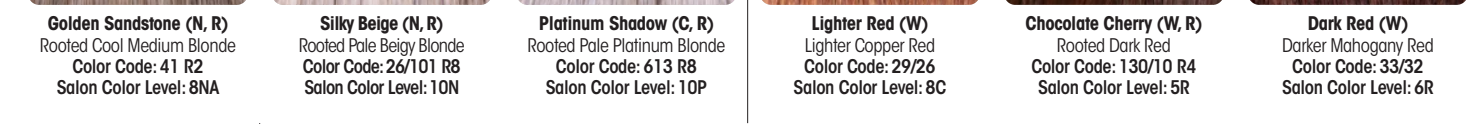
REDS



Lighter Red (W)
Lighter Copper Red
Color Code: 29/26
Salon Color Level: 8C

Chocolate Cherry (W, R)
Rooted Dark Red
Color Code: 130/10 R4
Salon Color Level: 5R

Dark Red (W)
Darker Mahogany Red
Color Code: 33/32
Salon Color Level: 6R



Golden Sandstone (N, R)
Rooted Cool Medium Blonde
Color Code: 41 R2
Salon Color Level: 8NA

Silky Beige (N, R)
Rooted Pale Beige Blonde
Color Code: 26/101 R8
Salon Color Level: 10N

Platinum Shadow (C, R)
Rooted Pale Platinum Blonde
Color Code: 613 R8
Salon Color Level: 10P

BROWNS



Cinnamon Raisin (W)
Rich Auburn
Color Code: 6/33/27
Salon Color Level: 5RB

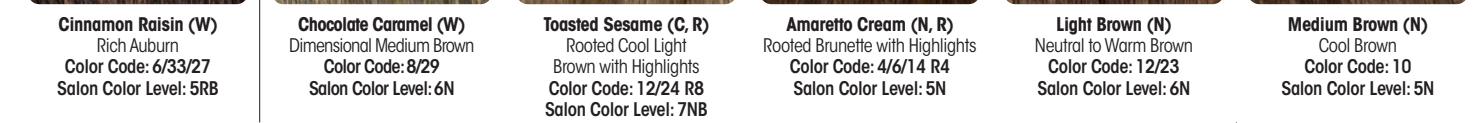
Chocolate Caramel (W)
Dimensional Medium Brown
Color Code: 8/29
Salon Color Level: 6N

Toasted Sesame (C, R)
Rooted Cool Light Brown with Highlights
Color Code: 12/24 R8
Salon Color Level: 7NB

Amaretto Cream (N, R)
Rooted Brunette with Highlights
Color Code: 4/6/14 R4
Salon Color Level: 5N

Light Brown (N)
Neutral to Warm Brown
Color Code: 12/23
Salon Color Level: 6N

Medium Brown (N)
Cool Brown
Color Code: 10
Salon Color Level: 5N



Saffron Spice (W, R)
Rooted Warm Light Brown with Lowlights
Color Code: 24/33/35 R2
Salon Color Level: 7WG

Cinnamon Toffee (W, R)
Rooted Light Brown
Color Code: 12/27 R2
Salon Color Level: 7G

Macchiato (N, R)
Rooted Brunette
Color Code: 8/14 R4
Salon Color Level: 6NG

Espresso (N, R)
Rooted Cool Brunette
Color Code: 10 R2
Salon Color Level: 6NB

Dark Brown (N)
Dark Brown
Color Code: 4
Salon Color Level: 3N

Black (N)
Soft Black
Color Code: 1B
Salon Color Level: 1N

GREYS



Light Grey (C)
Platinum
Color Code: 60
Salon Color Level: 11+

Medium Grey (C)
Salt and Pepper
Color Code: 56
Salon Color Level: 9+

Dark Grey (N)
Light Brown with Grey
Color Code: 38
Salon Color Level: 7NA

Sterling Shadow (C, R)
Rooted Pale Silver Blonde
Color Code: 56 R8
Salon Color Level: 10+

COLOR KEY:

(C): COOL (W): WARM
(N): NEUTRAL (R): ROOTED



5292 East 65th Street • Indianapolis, IN 46220

Call your Sales Rep at **877.906.6478** to place your order.